

IMPORTANT WORDS OF UNIT 9 FOR 2ND GRADE STUDENTS

UNIT 9 - FRUIT

Name, surname:

Classroom / Number:

- ❖ **All right:** Tamam
- ❖ **And:** Ve
- ❖ **Answer:** Cevap vermek
- ❖ **Apple:** Elma
- ❖ **Banana:** Muz
- ❖ **But:** Ama, fakat
- ❖ **Cherry:** Kiraz

- ❖ **Color:** Renk
- ❖ **Colors:** Renkler
- ❖ **Black:** Siyah
- ❖ **Blue:** Mavi
- ❖ **Brown:** Kahverengi
- ❖ **Green:** Yeşil
- ❖ **Grey / Gray:** Gri
- ❖ **Orange:** Turuncu
- ❖ **Pink:** Pembe
- ❖ **Purple:** Mor
- ❖ **Red:** Kırmızı
- ❖ **White:** Beyaz
- ❖ **Yellow:** Sarı

- ❖ **Correct:** Doğru
- ❖ **Count:** Saymak
- ❖ **Cut:** Kesmek
- ❖ **Cut the lemon:** Limonu kes
- ❖ **Dislike:** Sevmemek
- ❖ **Don't like:** Sevmemek
- ❖ **Draw:** Çizmek
- ❖ **Draw an apple:** Bir elma çiz
- ❖ **Eat:** Bir şey yemek
- ❖ **Face:** Yüz
- ❖ **Favourite:** En sevilen
- ❖ **Find:** Bulmak
- ❖ **Follow:** Takip etmek

- ❖ **For me:** Benim için
- ❖ **For you:** Senin için
- ❖ **For:** İçin
- ❖ **Fresh:** Taze
- ❖ **Friend:** Arkadaş
- ❖ **Fruit basket:** Meyve sepeti
- ❖ **Fruit tree:** Meyve ağacı
- ❖ **Fruit:** Meyve
- ❖ **Fruits:** Meyveler
- ❖ **Give:** Vermek
- ❖ **Give me!:** Bana ver!
- ❖ **Glue:** Yapıştırıcı
- ❖ **Grapefruit:** Greyfurt
- ❖ **Grapes:** Üzüm
- ❖ **Great:** Harika
- ❖ **Here you are:** Buyrun
- ❖ **How many?:** Kaç tane?
- ❖ **I:** Ben
- ❖ **I think:** Bence
- ❖ **It:** O
- ❖ **Lemon:** Limon
- ❖ **Like:** Sevmek
- ❖ **Listen:** Dinlemek
- ❖ **Look:** Bakmak
- ❖ **Love:** Sevmek
- ❖ **Match:** Eşleştirmek
- ❖ **Me:** Bana
- ❖ **Melon:** Kavun
- ❖ **Now:** Şimdi
- ❖ **Number:** Numaralandırmak
- ❖ **Okay:** Tamam
- ❖ **Orange:** Portakal
- ❖ **Peach:** Şeftali
- ❖ **Please:** Lütfen
- ❖ **Repeat:** Tekrar etmek

- ❖ **Say:** Söylemek
- ❖ **See:** Görmek
- ❖ **Scissors:** Makas
- ❖ **Show:** Göstermek
- ❖ **Sing:** Şarkı söylemek
- ❖ **Smell:** Koklamak
- ❖ **Song:** Şarkı
- ❖ **Stick:** Yapıştırmak
- ❖ **Strawberry:** Çilek
- ❖ **Sure:** Tabii ki
- ❖ **Take:** Almak
- ❖ **Take the scissors:** Makası al
- ❖ **Tell:** Söylemek
- ❖ **Thank you:** Teşekkür ederim
- ❖ **Thanks:** Teşekkürler
- ❖ **There you are:** Buyrun
- ❖ **Tick:** Tik işareti koymak
- ❖ **Tree:** Ağaç
- ❖ **Watermelon:** Karpuz
- ❖ **Wonderful:** Harika
- ❖ **Word:** Kelime
- ❖ **Write:** Yazmak
- ❖ **You:** Sen
- ❖ **Yummy:** Nefis

Ramazanceylan.et




FRUIT (MEYVELER)

- ❖ Sevgili çocuklar :) bu ünite de bazı meyvelerin isimlerini ve bir şeyi sevip sevmediğimizi ifade etmeyi öğreneceğiz.
- ❖ Ayrıca "How many?" kelimesini hatırlayıp, bu soru kelimesi ile ilgili birkaç etkinlik yapacağız.
- ❖ Öncelikle en önemli kelimelere göz atalım. :)



Fruit




Apple



Melon



Banana



Watermelon



Orange




Lemon




Peach




Grapes



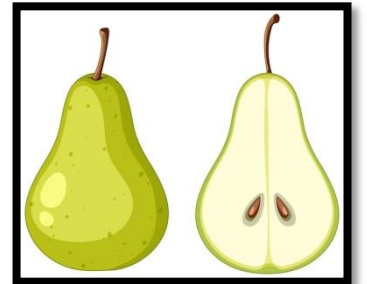
Grapefruit



Strawberry



Cherry



Pear

LET'S PRACTICE ☺



1-__EACH



2-ORA__GE



3-L__MON



4-BANA__A



5-CH__RRY




6-__ELON




7-GR__PES




8-AP__LE




9-STRA__BERRY



10-__EAR



11-GRAPEFRUI__



12-WATE__MELON

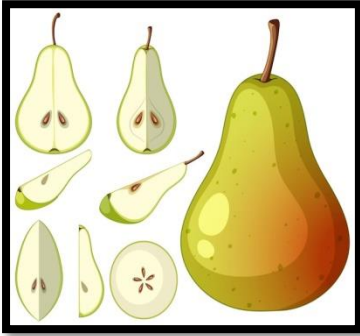


13-FR__IT

Ramazan Yan.elt

LET'S PRACTICE :)


a. Orange	b. Grapes	c. Watermelon	d. Strawberry
e. Cherry	f. Banana	g. Grapefruit	h. Lemon
i. Melon	j. Apple	k. Pear	l. Peach




1- _____



2- _____




3- _____




4- _____




5- _____



6- _____



7- _____



8- _____




9- _____



10- _____



11- _____



12- _____

- ❖ Sevgili çocuklar, "How many?" konusunu daha önceki ünitelerde öğrenmiştik ama burada da kısaca hatırlayalım.
- ❖ Bir yerdeki nesnelerin, insanların, hayvanların, meyvelerin veya eşyaların kaç tane olduğunu sormak için "How many?" sorusunu kullanırız.
- ❖ How many, "Kaç tane" demektir. 😊😊😊 Şimdi alıştırmaya zamanı :)


LET'S PRACTICE :)

Write the correct numbers in English. 😊😊😊

HOW MANY STRAWBERRIES?




1- _____



2- _____




3- _____




4- _____


HOW MANY ORANGES?




5- _____



6- _____



7- _____




8- _____


HOW MANY APPLES?




9- _____



10- _____



11- _____

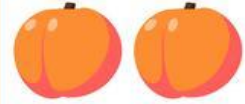


12- _____

HOW MANY PEACHES?



13- _____



14- _____



15- _____



16- _____

LET'S PRACTICE ☺

Guess and reorder the words. :)

1

GUESS THE WORD



--	--	--	--	--	--

L O N E M

2

GUESS THE WORD



--	--	--	--	--	--

A B A N A N

3

GUESS THE WORD



--	--	--	--	--	--

E O G R N A

4

GUESS THE WORD



--	--	--	--	--

P L P E A

LIKE & LOVE (Sevmek)

- Sevgili çocuklar, bir şeyi sevdiğimizi söylemek için "like" ya da "love" kelimelerini kullanırız.
- "Like" ve "Love" "sevmek" demektir.
- Bu konuyu örneklerle daha iyi anlayalım:)

✓ I like bananas and peaches. (Ben muz ve şeftaliyi severim.)

✓ I love grapes. (Ben üzüm severim.)

✓ I love oranges and apples. (Ben elma ve portakal severim.)

✓ I like cherries and strawberries. (Ben kiraz ve çileği severim.)



I like oranges,
bananas, apples,
strawberries, grapes
and cherries.



I like
strawberries.



I like oranges.

- Bir kişiye bir şeyi sevip sevmediğini "Do you like ... ?" sorusu ile sorarız.
- Cevap verirken eğer sorulan şeyi seviyorsak, "Yes, I do" deriz.
- Sorulan şeyi sevmiyorsak "No, I don't" deriz.
- Örneklerle daha iyi anlayalım:)

Kelle: Do you like apples? (Elma sever misin?)

Paça: Yes, I do. (Evet, severim.)

Tavuk: Do you like pears? (Armut sever misin?)

Pilav: No, I don't. (Hayır, sevmem.)

Do you like grapes?



Yes, I do.

Do you like apples?



No, I don't. I like
strawberries.

DISLIKE & DON'T LIKE (Sevmemek / Hoşlanmamak)

- Sevgili çocuklar, bir şeyi sevmediğimizi söylemek için "dislike" ya da "don't like" kelimelerini kullanırız.
- "Dislike" ve "Don't like" "sevmemek" demektir.
- Bu konuyu da örneklerle daha iyi anlayalım:)

✓ **I dislike watermelons and apples.** (Ben karpuz ve elmayı sevmem.)

✓ **I don't like grapefruits.** (Ben greyfurt sevmem.)

✓ **I dislike all fruits.** (Ben bütün meyveleri sevmem.)

✓ **I don't like bananas, lemons and melons.** (Ben muz, limon ve kavunu sevmem.)



I don't
like
lemons.



I dislike
oranges and
strawberries.



I don't like
watermelons
and pears.

Hurik: Do you like green apples?

Tırşık: No, I don't. I like red apples.

Elifnaz: Do you like melons?

Mahmutnaz: No, I don't.

Ecrinsu: Do you like oranges and cherries?

Muhittinsu: No, I don't.

Golık: Do you like grapefruits and bananas?

Sorık: I like bananas, but I dislike grapefruits.

Ramazanceylan.elt

Do you like grapes?

Yes, I do.

Do you like peaches?

No, I don't.



LET'S PRACTICE 😊

a. Nine	b. Do you like oranges	c. I like melons
d. I dislike strawberries	e. Yes, I like red ones	f. I like bananas
g. I don't like lemons	h. How many fruits are there	i. Yes, I do

1- _____?



2- _____.



3- _____?



4- _____.



5- _____.



6- _____.



Do you like apples?




7- _____.



8- _____.






9- _____.




Ramazanceylan.elt

FUN TIME ☺ ☺ ☺

☺ ☺ ☺ LET'S COLOR





Ramazanceylan.elt